

HARITA SEATING SYSTEMS LIMITED
 Regd office: "Jayalakshmi Estates", 29, Haddows Road, Chennai 600 006
STATEMENT OF UNAUDITED (STANDALONE) FINANCIAL RESULTS FOR THE QUARTER AND SIX MONTHS ENDED 30TH SEPTEMBER 2015

Rs. In Lakhs

S.No	Particulars	3 months ended	Preceding 3	Corresponding 3	Year to date figures	Year to date figures	Previous year
		30.09.2015	months ended	months ended in	for the current	for the previous	ended 31.03.2015
		(Unaudited)	30.06.2015	30.09.2014	period ended	period ended	(Audited)
		(1)	(2)	(3)	(4)	(5)	(6)
1	Income from Operations						
(a)	Net sales / Income from operations (net of excise duty)	7,244.51	7,138.58	6,654.88	14,383.09	12,691.06	26,230.73
(b)	Other Operating Income	337.07	343.21	299.74	680.28	549.13	1,144.81
	Total Income from operations (net)	7,581.58	7,481.79	6,954.62	15,063.37	13,240.19	27,375.54
2	Expenses						
a.	Cost of materials consumed	5,533.18	5,412.54	5,264.72	10,945.72	10,084.06	20,824.24
b.	Purchase of stock-in-trade						
c.	Changes in inventories of finished goods, work-in-process and stock-in-trade	19.74	55.18	(22.85)	74.92	8.86	(119.92)
d.	Employee benefits expense	881.30	799.64	733.41	1,680.94	1,460.94	2,997.85
e.	Depreciation and amortisation expense	117.13	110.88	109.72	228.01	220.89	407.78
f.	Other expenses	730.11	877.29	599.28	1,607.40	1,222.24	2,624.48
g.	Total	7,281.46	7,255.53	6,684.28	14,536.99	12,996.99	28,734.43
3.	Profit from Operations before other income, Finance Costs & Exceptional items (1-2)	300.12	226.26	269.34	526.38	243.20	641.11
4.	Other income	81.19	259.46	25.67	340.65	360.46	643.71
5.	Profit from ordinary activities before finance costs & Exceptional items (3+4)	381.31	485.72	295.01	867.03	603.66	1,284.82
6.	Finance Costs	41.54	82.48	124.04	124.02	251.79	470.89
7.	Profit from ordinary activities after finance costs but before Exceptional items (5-6)	339.77	403.24	170.97	743.01	351.87	813.93
8.	Exceptional items net	447.44	-	-	447.44	-	-
9.	Profit (+) / Loss (-) from Ordinary Activities before tax (7+8)	787.21	403.24	170.97	1,190.45	351.87	813.93
10.	Tax expense	338.75	76.39	24.34	415.14	45.46	104.56
11.	Net Profit (+) / Loss (-) from Ordinary Activities after tax (9-10)	448.46	326.85	146.63	775.31	306.41	709.27
12.	Extraordinary item (net of tax expense)	-	-	-	-	-	-
13.	Net Profit (+) / Loss (-) for the period (11+12)	448.46	326.85	146.63	775.31	306.41	709.27
14.	Paid up equity share capital (Face value of Rs.10/- each)	776.90	776.90	776.90	776.90	776.90	776.90
15.	Reserve excluding Revaluation Reserves as per balance sheet of previous accounting year	-	-	-	-	-	4,061.93
16.	Earnings Per Share (EPS)						
(i)	Basic and diluted EPS before Extraordinary items for the period, for the year to date and for the previous year (not to be annualised) (In Rs.)	5.77	4.21	1.89	9.98	3.94	9.13
(ii)	Basic and diluted EPS after Extraordinary items for the period, for the year to date and for the previous year (not to be annualised) (In Rs.)	5.77	4.21	1.89	9.98	3.94	9.13

PART II
SELECT INFORMATION FOR THE QUARTER ENDED 30.09.2015


A. PARTICULARS OF SHAREHOLDING							
1	Public Shareholding						
	- Number of shares	2614140	2614140	2614140	2614140	2614140	2614140
	- Percentage of shareholding	33.65	33.65	33.65	33.65	33.65	33.65
2	Promoters and Promoter Group Shareholding						
(a)	Pledged / Encumbered						
	- Number of shares	-	-	-	-	-	-
	- Percentage of shares (as a % of the total shareholding of promoter and promoter group)	-	-	-	-	-	-
	- Percentage of shares (as a % of the total share capital of the company)	-	-	-	-	-	-
(b)	Non - encumbered						
	- Number of shares	5154900	5154900	5154900	5154900	5154900	5154900
	- Percentage of shares (as a % of the total shareholding of the promoter and promoter group)	100.00	100.00	100.00	100.00	100.00	100.00
	- Percentage of shares (as a % of the total share capital of the company)	66.35	66.35	66.35	66.35	66.35	66.35

Particulars	3 months ended 30.09.2015
B. INVESTOR COMPLAINTS	
Pending at the beginning of the quarter	NIL
Received during the quarter	NIL
Disposed off during the quarter	NIL
Remaining unresolved at the end of the quarter	NIL


- Notes:**
- The operations of the Company relate to only one segment namely manufacture of Seating Systems for automotive and non automotive applications.
 - The above financial results were reviewed and recommended by the audit committee and approved by the board of directors at the meeting held on 02nd November 2015 and a limited review of the same has been carried out by statutory auditors of the company.
 - Other income in year to date for period ended 30th Sep 2015 includes the dividend received from subsidiary amounting to Rs 153.75 Lakhs.
 - The directors have declared an Interim dividend of Rs 2.50 per share (25%) absorbing a sum of Rs 212.32 lakhs for the year 2015-16 including dividend distribution tax and the same will be paid to the shareholders who hold shares in physical form and / or in electronic form and whose names appear in the register of Members and / or Depositories respectively, as at the close of the working hours on 09-11-2015 (Record date).
 - The two wheeler seat business of the Nalagarh unit (Himachal Pradesh) was sold on 30th September 2015 on Slump Sale basis. Profit on this sale of Rs.447.44 Lakhs is indicated as exceptional profit.
 - For the quarter ended September 2015 the Nalagarh unit has incurred a loss of Rs.35.56 Lakhs, while for the first quarter ended 30th June 2015 the unit made a profit of Rs.2.29 Lakhs.

Vide our Limited Review of even date

FOR HARITA SEATING SYSTEMS LIMITED


 02/11/2015

M. Balasubramaniam
 Membership Number : F7945
 Partner
 Sundaram & Srinivasan
 Chartered Accountants, Chennai
 Firm Registration No. 0042075


 Chairman

Place : Chennai
 Date : 02.11.2015


HARITA SEATING SYSTEMS LIMITED

Regd office: "Jayalakshmi Estates", 29, Haddows Road, Chennai 600 006

Standalone statement of Assets & Liabilities

(Rs. In Lakhs)

		Half-Year ended	Year ended
		as at	as at
		30.09.2015	31.03.2015
		<i>Unaudited</i>	<i>Audited</i>
A) EQUITY AND LIABILITIES			
1)	Shareholders' funds		
	a) Share Capital	776.90	776.90
	b) Reserves and surplus	4,624.92	4,061.93
	Sub-total - Shareholders' funds	5,401.82	4,838.83
2)	Non-current liabilities		
	(a) Long-term borrowings	-	-
	(b) Deferred tax liabilities (net)	185.84	191.59
	(c) Other long term liabilities	37.00	42.79
	(d) Long-term provisions	378.98	339.41
	Sub-total - Non-current liabilities	601.82	573.79
3)	Current liabilities		
	(a) Short-term borrowings	885.31	2,405.98
	(b) Trade payables	4,095.46	4,455.07
	(c) Other current liabilities	1,540.98	2,347.38
	(d) Short-term provisions	774.56	478.28
	Sub-total - Current liabilities	7,296.31	9,686.71
	TOTAL - EQUITY AND LIABILITIES	13,299.95	15,099.33
B) ASSETS			
1)	Non-current assets		
	(a) Fixed assets	3,375.28	4,031.81
	(b) Non-current investments	2,857.03	2,857.03
	(c) Deferred tax assets (net)	-	-
	(d) Long-term loans and advances	12.32	33.59
	(e) Other Non Current assets	46.61	43.76
	Sub-total - Non-current assets	6,291.24	6,966.19
2)	Current assets		
	(a) Current investments	-	-
	(b) Inventories	907.53	938.10
	(c) Trade receivables	4,786.46	5,328.50
	(d) Cash and cash equivalents	129.92	172.35
	(e) Short-term loans and advances	935.93	1,423.59
	(f) Other current assets	248.87	270.60
	Sub-total - Current assets	7,008.71	8,133.14
	TOTAL - ASSETS	13,299.95	15,099.33


 02/11/2015

